LIUGONG NORTH AMERICA

952F

EXCAVATOR

ENGINE	OPERATING WEIGHT	GROSS POWER	BUCKET CAPACITY	MAX. DIGGING DEPTH
Cummins X12	112,436 lb (51,000 kg)	400 hp (298 kW)	3.4 yd³ (2.6 m³)	24 ' 8'' (7,510 mm)

XTRACARE+ WARRANTY

SPECIFICATIONS

ENGINE

Cummins EU Stage V, 6-cylinder straight Variable-Geometry Turbocharger (VGT), high pressure common rail, electronically controlled direct injection. Air cleaner: Cummins direct flow air filter. Cooling system: charge air cooler.

Emission rating	EU Stage V
Engine manufacturer	Cummins
Engine model	X12
Aspiration	Variable-Geometry Turbocharger (VGT)
Charged air cooling	After cooler
Cooling fan drive	Viscous clutch
Displacement	720 in³ (11.8 L)
Gross power	400 hp (298 kW) @ 2,100 rpm
Net power	378 hp (282 kW) @ 2,100 rpm
Peak torque	1,500 lbf·ft (2,034 N·m) @ 1,400 rpm
Cylinder	6 cylinders
Bore × Stroke	5.2'' x 5.7'' (132 mm × 144 mm)

HYDRAULIC SYSTEM

Main pump, type	Two variable displacement piston pumps
Main pump, maximum flow	2 × 100 gpm (2 × 380 L/min)
Implement pressure	4,980/5,400 psi (34.3/37.2 MPa)
Auxiliary 1, one-way pressure	4,790 psi (33 MPa)
Auxiliary 1, two-way pressure	5,080 psi (35 MPa)
Auxiliary 1, maximum flow	92 gpm (350 L/min)
Auxiliary 2, two-way pressure	3,050 psi (21 MPa)
Auxiliary 2, maximum flow	13 gpm (50 L/min)
Slew circuit pressure	4,700 psi (32.4 MPa)
Travel circuit pressure	4,980 psi (34.3 MPa)
Pilot circuit pressure	570 psi (3.9 MPa)

OPERATING WEIGHT

Operating weight, typical	112,436 lb (51,000 kg)
Operating weight, maximum	116,404 lb (52,800 kg)

SERVICE CAPACITIES

Fuel tank	185 gal (700 L)
Engine oil	9 gal (34 L)
Final drive, each	4 gal (15 L)
Swing drive	2 x 1.4 gal (2 x 5.3 L)
Cooling system	13.2 gal (50 L)
Hydraulic reservoir	70 gal (230 L)
Hydraulic system, total	111 gal (420 L)
DEF tank	17.2 gal (65 L)

UNDERCARRIAGE

Track shoes, each side	50
Link pitch	9'' (228 mm)
Track shoe width, triple grouser	24''/28''/32''/35'' (600/700/800/900 mm)
Bottom rollers each side	9
Top rollers each side	2

SWING SYSTEM

Planetary gear reduction driven by high torque axial piston motor, with oil disk brake. Swing parking brake resets within five seconds after swing pilot controls return to neutral.

Swing speed	8.5 rpm
Swing torque	141,540 lbf·ft (191,900 N·m)

DRIVE & BRAKES

2-speed axial piston motors with oil disk brakes. Steering controlled by two detachable hand levers with pedals.

Max. travel speed	High: 3.4 mph (5.4 km/h) Low: 2.0 mph (3.2 km/h)
Gradeability	35°/70%
Max. drawbar pull	86,770 lbf (386 kN)

ELECTRIC SYSTEM

System voltage	24 V
Batteries	2 x 12 V
Alternator	24 V-70 A
Start motor	24 V-10.1 hp (7.5 kW)

SOUND PERFORMANCE

Interior sound level (ISO 6396)	72 dB(A)
Exterior sound level (ISO 6395)	107 dB(A)

SPECIFICATIONS

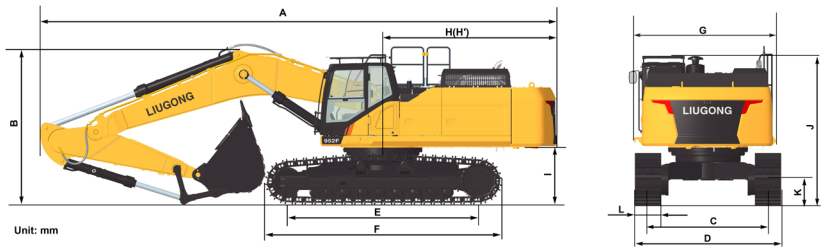

BOOM

Boom	23' 2'' (7,060 mm)	21' 4'' (6,500 mm)
Length (A)	23' 11'' (7,300 mm)	22' 4'' (6,800 mm)
Height (B)	6' 3" (1,900 mm)	6' 7" (2,000 mm)
Width	2' 9" (832 mm) (with boom hinge pin 3' 7'' [1,110 mm])	
Weight	9,634 lb (4,370 kg)	9,149 lb (4,150 kg)

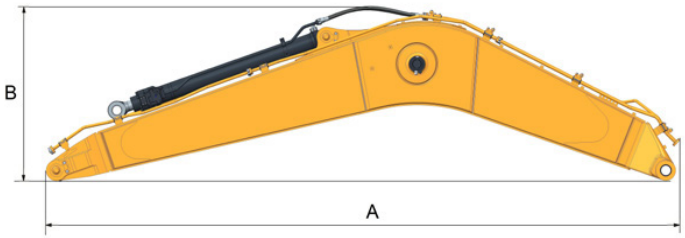

DIMENSIONS

	Boom	23' 2'' (7,060 mm)	21' 4'' (6,500 mm)
	Stick	9' 6'' (2,900 mm)	8' 4'' (2,550 mm)
A	Shipping length	41' (12,500 mm)	39' 3'' (11,960 mm)
B	Shipping height – top of boom	13' (3,970 mm)	12' 3'' (3,735 mm)
C	Track gauge	9' (2,740 mm)	
D	Undercarriage width with 24 in (600mm) shoes	10' 11'' (3,340 mm)	
	with 28 in (700mm) shoes	11' 3'' (3,440 mm)	
	with 32 in (800mm) shoes	11' 7'' (3,540 mm)	
	with 35 in (900mm) shoes	11' 11'' (3,640 mm)	
E	Length to center of rollers	14' 6'' (4,430 mm)	
F	Track length	17' 11'' (5,470 mm)	
G	Overall width of upper structure	10' 2'' (3,110 mm) (including protective side beam)	
H	Tail swing radius	13' 2'' (4,015 mm)	
I	Counterweight ground clearance	4' 4'' (1,320 mm)	
J	Overall height of cab	11' 2'' (3,415 mm) (with protective equipment)	
K	Min. ground clearance	1' 8'' (590 mm)	
L	Track shoe width, standard	2' (600 mm)	

STICK

Stick	9' 6'' (2,900 mm)	8' 4" (2,550 mm)
Length (A)	14' 4" (4,376 mm)	12' 9" (3,873 mm)
Height (B)	3' 6" (1,055 mm)	3' 9" (1,155 mm)
Width	24" (600 mm) (with hinge pin)	
Weight	4,145 lb (1,880 kg)	3,814 lb (1,730 kg)

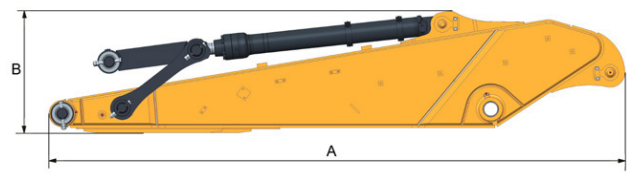

Specifications and designs are subject to change without notice.
Machines shown may include optional equipment.

LiuGong Construction Machinery N.A., LLC.
22220 Merchants Way - Suite 100
Katy, TX 77449
USA
T: 281-579-8882
www.liugongna.com
F: 281-579-8388

SPECIFICATIONS

952F WEIGHTS AND GROUND PRESSURE

Operating weight, including 23' 2" (7,060 mm) boom, 9' 6'' (2,900 mm) stick, 3.4 yd³ (2.6 m³) bucket, 16,980 lb (10,800 kg) counterweight

Shoe width (in/mm)	Operating weight (lb/kg)	Ground pressure (psi/kPa)	Overall width (in/mm)
24'' (600 mm)	112,440 lb (51,000 kg)	12.5 psi (85.9 kPa)	11' (3,340 mm)
28'' (700 mm)	113,760 lb (51,600 kg)	12.6 psi (86.9 kPa)	11' 3" (3,440 mm)
32'' (800 mm)	115,080 lb (52,200 kg)	12.7 psi (87.9 kPa)	11' 7" (3,540 mm)
35'' (900 mm)	116,400 lb (52,800 kg)	12.9 psi (88.9 kPa)	11' 11" (3,640 mm)

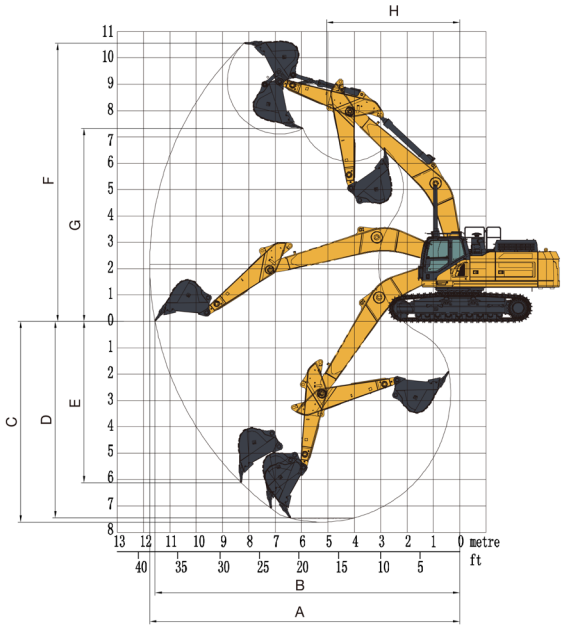

WORKING RANGES

	Boom		23' 2'' (7,060 mm)	21' 4'' (6,400 mm)
	Stick		9' 6'' (2,900 mm)	8' 4'' (2,550 mm)
A	Max. digging reach		38' 3'' (11,600 mm)	35' 8'' (10,860 mm)
B	Max. digging reach on ground level		37' 7'' (11,450 mm)	34' 10'' (10,620 mm)
C	Max. digging depth		24' 8'' (7,510 mm)	22' 2'' (6,760 mm)
D	Max. digging depth, 2.44 m (8') level		24' 1'' (7,340 mm)	21' 7'' (6,585 mm)
E	Max. vertical wall digging depth		19' 11'' (6,060 mm)	16' 8'' (5,080 mm)
F	Max. cutting height		34' 5'' (10,500 mm)	32' 8'' (9,965 mm)
G	Max. dumping height		24' 3'' (7,400 mm)	22' 8'' (6,915 mm)
H	Min. front swing radius		16' 7'' (5,050 mm)	15' 8'' (4,775 mm)
	Stick digging force (ISO)	Normal	57,330 lbf (255 kN)	59,570 lbf (265 kN)
		Power boost	60,700 lbf (270 kN)	62,950 lbf (280 kN)
	Bucket digging force (ISO)	Normal	66,320 lbf (295 kN)	62,950 lbf (280 kN)
		Power boost	70,820 lbf (315 kN)	67,440 lbf (300 kN)
	Bucket capacity		3.4 yd³ (2.6 m³)	4.2 yd³ (3.2 m³)
	Bucket tip radius		6' 2'' (1,883 mm)	6' 6'' (1,985 mm)

Specifications and designs are subject to change without notice.
Machines shown may include optional equipment.

LiuGong Construction Machinery N.A., LLC.
22220 Merchants Way - Suite 100
Katy, TX 77449
USA

T: 281-579-8882
www.liugongna.com

F: 281-579-8388

SPECIFICATIONS

952F BUCKET SELECTION GUIDE

Attachment	Capacity		Cutting Width		Weight		Teeth	Max. Material Density	
	Metric	Imperial	Metric	Imperial	Metric	Imperial	EA	23'2" (7,060 mm) boom	21'4" (6,400 mm) boom
	m^3	yd^3	mm	in	kg	lb		9'6'' (2,900mm) stick	8'4'' (2,550mm) stick
Heavy duty digging bucket	2.6	3.4	1,750	69"	2,600	5,732	5	D	NA
General purpose bucket	2.8	3.7	1,865	73"	2,700	5,952	5	AB	BC
Heavy duty loading bucket	3.2	4.2	2,080	82"	2,910	6,415	5	NA	AB

Maximum material density:

A. 2,023-2,191 lb/yd^3 (1,200-1,300 kg/m^3): coal, caliche and shale

B. 2,360-2,697 lb/yd^3 (1,400-1,600 kg/m^3) : wet earth and clay, limestone and sandstone

C. 2,865-3,034 lb/yd^3 (1,700-1,800 kg/m^3) : granite, wet sand and well blasted rock

D. 3,203 lb/yd^3 (1,900 kg/m^3): wet mud and iron ore

NA. Not applicable

Specifications and designs are subject to change without notice.
Machines shown may include optional equipment.

LiuGong Construction Machinery N.A., LLC.
22220 Merchants Way - Suite 100
Katy, TX 77449
USA

T: 281-579-8882
www.liugongna.com

F: 281-579-8388

SPECIFICATIONS

A: Reach from swing center
B: Stick-to-bucket pin height
C: Lifting capacity
Cf: Rating over front
Cs: Rating over side

Cf

Cs

Conditions:
Boom length: 23' 2"
Stick length: 9' 6''
Shoes: 24" shoes
Unit: lb

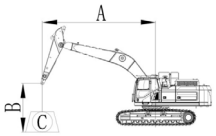

1. Do not attempt to lift or hold any load that is greater than these rated values at their specified load radius and height. Weight of all accessories must be deducted from the above lifting capacities.
2. The rated loads are in compliance with ISO 10567 Hydraulic Excavator Lift Capacity Rating Standard. They do not exceed 87% of hydraulic lifting capacity or 75% up tipping load.
3. Ratings are at the bucket to stick pin centerline.
4. Lifting capacities are based on machine set on level, firm and uniform ground.
5. *Indicates the load is limited by hydraulic capacity rather than tipping capacity.
6. Operator should be fully acquainted with the Operation and Maintenance Manual and Maintenance Instructions before operating this machine. Rules for the safe operation of equipment should be adhered to at all times.

952F

B (ft-in)	A (ft)												
	9 '10''		14' 9''		19' 8''		24' 7''		29' 6''		Max Reach		
	Cf	Cs	Cf	Cs	Cf	Cs	Cf	Cs			Cf	Cs	A (ft)
29' 6''											*28,280	*28,280	**23**
24' 7''							*27,140	26,070			*26,770	22,960	**27**
19' 8''							*28,110	25,570			*26,170	19,580	**29**
14' 9''			*47,970	*47,970	*35,920	33,910	*30,000	24,700	*26,600	18,930	*25,990	17,700	**31**
9 '10''					*39,910	32,020	*32,060	23,720	*27,480	18,460	*25,930	16,580	**32**
4' 11''					*42,450	30,630	*33,590	22,900	*28,110	18,030	*25,840	16,310	**32**
GROUND LEVEL					*42,830	29,950	*34,000	22,390	*27,940	17,760	*26,460	16,820	**31**
-4' 11''			*51,790	45,270	*41,070	29,820	*32,840	22,250			*26,050	17,790	**30**
-9 '10''	*53,070	*53,070	*45,660	*45,660	*36,960	30,160	*29,310	22,510			*25,540	20,240	**27**
-14' 9''	*40,910	*40,910	*36,020	*36,020	*29,190	*29,190					*23,560	*23,560	**23**

Specifications and designs are subject to change without notice.
Machines shown may include optional equipment.

LiuGong Construction Machinery N.A., LLC.
22220 Merchants Way - Suite 100
Katy, TX 77449
USA
T: 281-579-8882
www.liugongna.com
F: 281-579-8388

SPECIFICATIONS

A: Reach from swing center
B: Stick-to-bucket pin height
C: Lifting capacity
Cf: Rating over front
Cs: Rating over side

Cf

Cs

Conditions:
Boom length: 7,060 mm
Stick length: 2,900 mm
Shoes: 600 mm shoes
Unit: kg

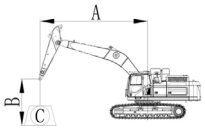

1. Do not attempt to lift or hold any load that is greater than these rated values at their specified load radius and height. Weight of all accessories must be deducted from the above lifting capacities.
2. The rated loads are in compliance with ISO 10567 Hydraulic Excavator Lift Capacity Rating Standard. They do not exceed 87% of hydraulic lifting capacity or 75% tipping load.
3. Ratings are at the bucket to stick pin centerline.
4. Lifting capacities are based on machine on level, firm and uniform ground.
5. *Indicates the load is limited by hydraulic capacity rather than tipping capacity.
6. Operator should be fully acquainted with the Operation and Maintenance Manual and Maintenance Instructions before operating this machine. Rules for the safe operation of equipment should be adhered to at all times

952F

B (m)	A (m)												
	3		4.5		6		7.5		9		Max Reach		
	Cf	Cs	Cf	Cs	Cf	Cs	Cf	Cs	Cf	Cs	Cf	Cs	A (m)
9											*12,830	*12,830	**6.9**
7.5							*12,310	11,820			*12,140	10,420	**8.1**
6							*12,750	11,600			*11,870	8,880	**8.9**
4.5			*21,760	*21,760	*16,300	15,380	*13,610	11,200	*12,070	8,590	*11,790	8,030	**9.4**
3					*18,110	14,520	*14,540	10,760	*12,470	8,370	*11,760	7,520	**9.7**
1.5					*19,260	13,890	*15,240	10,390	*12,750	8,180	*11,720	7,400	**9.7**
GROUND LEVEL					*19,430	13,580	*15,420	10,160	*12,670	8,060	*12,000	7,630	**9.4**
-1.5			*23,490	20,530	*18,630	13,530	*14,900	10,090			*11,820	8,070	**9.0**
-3	*24,070	*24,070	*20,710	*20,710	*16,760	13,680	*13,300	10,210			*11,580	9,180	**8.2**
-4.5	*18,560	*18,560	*16,340	*16,340	*13,240	*13,240					*10,690	*10,690	**7.0**

Specifications and designs are subject to change without notice.
Machines shown may include optional equipment.

LiuGong Construction Machinery N.A., LLC.
22220 Merchants Way - Suite 100
Katy, TX 77449
USA
T: 281-579-8882
www.liugongna.com
F: 281-579-8388

SPECIFICATIONS

952F STANDARD EQUIPMENT

ENGINE	• Cummins X12 engine
	• Engine overheat prevention system
	• Auto-idle speed control
	• Auto engine shutdown
	• Double element air filter
	• Fuel pre-filter with water separator and water detection
	• Variable speed fan
	• Cold weather starting kit (-20° C)
	• Engine oil low pressure protection
	• Automatic preheating
	• Electric refueling pump with auto shutoff
HYDRAULIC SYSTEM	• Full electronic controlled hydraulic system
	• Monitor controlled electro-proportional single/dual way circuits with adjustable flow & pressure
	• Electro-proportional auxiliary rotation circuit
	• Quick-coupler circuit
	• Attachment oil return circuit
	• Boom float function
OPERATOR STATION	• ROPS cab
	• Front lower windshield
	• Front window rain visor
	• Sun visors, front, left and rear
	• Roof window with sun visor
	• Automatic A/C with window defog & defrost
	• Adjustable armrest, left-side
	• Heated and ventilated air suspension seat with 3-inch retractable seat belt
	• Armrest with fore-aft adjustment, left-hand and right-hand side
	• 10 inch LCD screen
	• Safety hammer
	• Green safety glass
	• Sliding window positioning
	• Interior lighting

952F STANDARD EQUIPMENT

WORK IMPLEMENT	• 7,060 mm (23'2") boom, 3,380 mm (11'1") arm
	• Bucket pin dust seal
	• Bucket cylinder guard
ELECTRICAL	• 3-power modes (Power, Standard, and Economy)
	• Front windshield wiper with intermittent setting
	• AM/FM radio with USB Input and bluetooth
	• Battery disconnect switch
	• Emergency engine shutdown
	• Attachment flow password protection function
	• Attachment flow and pressure history record
	• Maintenance-free batteries
	• Multi-language selection
	• High altitude (plateau) compensation function
	• Travel alarm and quick coupler warning
	• Keyless start
	• Rotating warning light
	• Machine startup password
	• 2-speed travel with auto-kickdown
	• 12V power source
	• 360° cameras with side lighting
	• Work lights with turn-off delay (4 boom lights, 2 counterweight lights, LED front and rear work lights – 4 front, 2 rearand right-side platform worklight
UNDERCARRIAGE	• Track rollers- 9 each side
	• Carrier roller- 2 each side
	• Heavy duty undercarriage
	• 800 mm (32") track with triple grouser track shoes
	• Full Track guard
SERVICE & MAINTENANCE	• Diagnostic port
	• Self diagnostic system

Specifications and designs are subject to change without notice.
Machines shown may include optional equipment.

LiuGong Construction Machinery N.A., LLC.
22220 Merchants Way - Suite 100
Katy, TX 77449
USA
T: 281-579-8882
www.liugongna.com
F: 281-579-8388

SPECIFICATIONS

952F OPTIONAL EQUIPMENT

ENGINE SYSTEM	• Cold starting kit (-35° C)
	• Oil bath air pre-filter
HYDRAULIC SYSTEM	• Boom and arm holding valves
OPERATOR STATION	• Operator protection guards
ELECTRICAL SYSTEM	• Swing alarm and overload warning
	• Overload warning
	• Seatbelt warning
	• LED strips front/rear working lights
UNDERCARRIAGE	• 600 mm (24") track-shoes with triple grousers
	• 700 mm (28") track-shoes with triple grousers
	• 900 mm (35") track-shoes with triple grousers
UPPER STRUCTURE	• Platform fall prevention system-steel
	• Reinforced platform bottom plate
WORK IMPLEMENT	• 6,500 mm (21'3") boom, 2,550 mm (8'4") stick
	• 7,060 mm (23'2") boom, 2,900 mm (9'6") stick
	• 1750 mm (69") 2.6 m^3 (3.4 yd^3) heavy duty digging bucket
	• 1900 mm (75") 2.8 m^3 (3.7 yd^3) general purpose bucket
	• 2080 mm (82") 3.2 m^3 (4.7 yd^3) heavy duty loading bucket
	• Breaking hammer LGB195
	• Hydraulic quick coupler
SERVICE & MAINTENANCE	• Tool kit
	• Spare parts packages

Specifications and designs are subject to change without notice.
Machines shown may include optional equipment.

LiuGong Construction Machinery N.A., LLC.
22220 Merchants Way - Suite 100
Katy, TX 77449
USA

T: 281-579-8882
www.liugongna.com

F: 281-579-8388